

**CSIS**

---

**Center for Strategic and International Studies**

**1800 K Street N.W.**

**Washington, DC 20006**

**(202) 775-3270**

**To download: [csis.org](http://csis.org)**

**To comment: [Acordesman@aol.com](mailto:Acordesman@aol.com)**

# **The Asian Conventional Military Balance in 2002: Southeast Asia**

**Australia, Cambodia, Laos, Thailand,  
Vietnam, Malaysia, Singapore, Indonesia,  
New Zealand, and the Philippines**

**Anthony H. Cordesman  
Arleigh A. Burke Chair in Strategy**

Copyright Anthony H. Cordesman, all rights reserved. May be quoted or excerpted with proper attribution. No further reproduction in full is permitted without the author's permission.

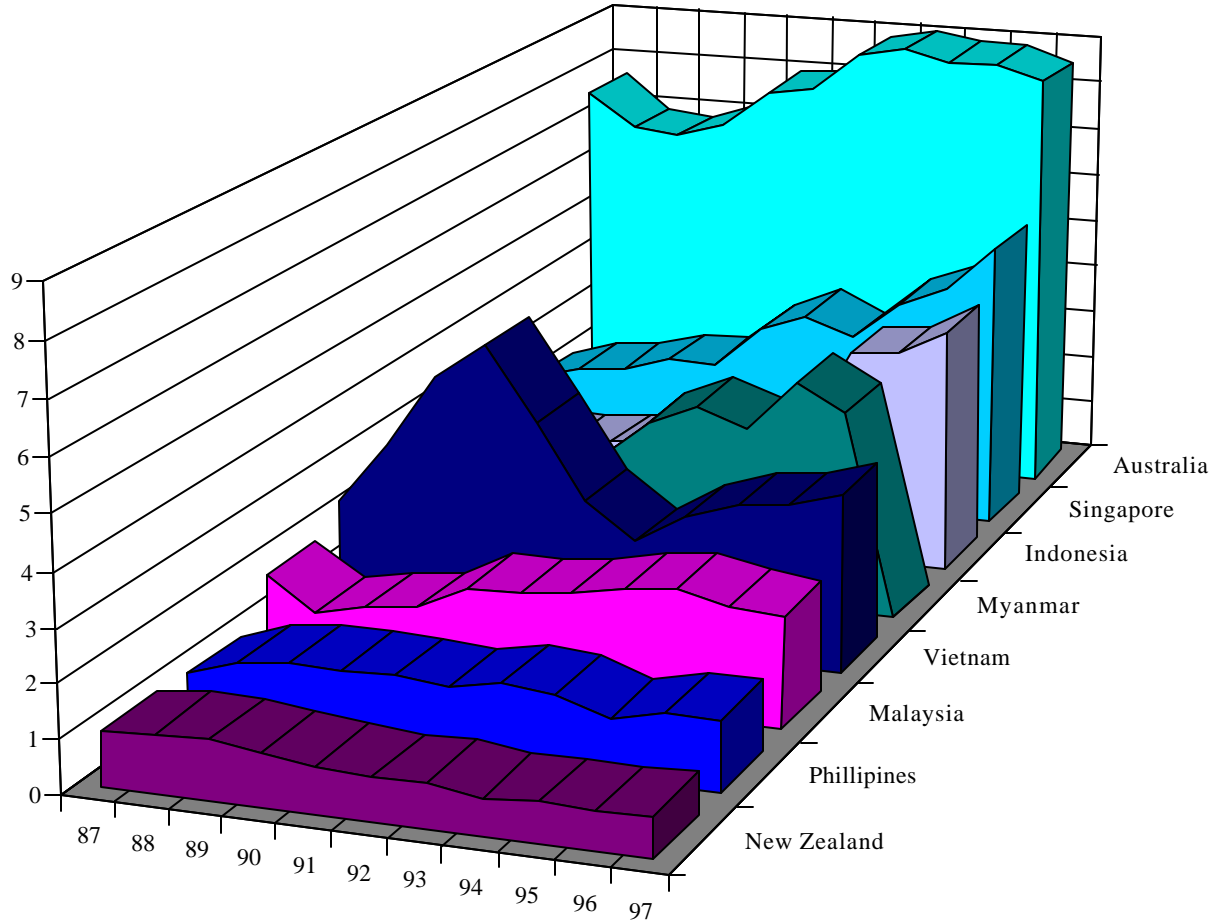
**with the assistance of Laura J. Wollschlager**

**February 2002**

## List of Tables and Charts

Southeast Asian Military Expenditures By Selected Nation:.....	4
1987-1997 .....	4
Southeast Asian Military Expenditures By Selected Nation:.....	5
1998-2002 .....	5
Southeast Asian Military Forces in 2001-2002: Part 1 .....	6
Southeast Asian Military Forces in 2001-2002: Part 2 .....	7
Southeast Asian Military Forces in 2001-2002: Part 3 .....	8
Southeast Asian Military Forces in 2001-2002: Part 4 .....	9
Southeast Asian Military Manpower in Key Powers: 2001-2002.....	10
Southeast Asian Main Battle Tanks: 2001-2002.....	12
Southeast Asian Armored Fighting Vehicles: 2001-2002.....	13
Southeast Asian Artillery Weapons in Key Powers: 2001-2002.....	14
Southeast Asian Artillery Strength: 2001-2002.....	15
Southeast Asian Fixed And Rotary Wing Combat Aircraft: 2001-2002.....	17
Southeast Asian Fixed Wing Combat Aircraft: 2001-2002.....	18
Southeast Asian Rotary Wing Combat Aircraft: 2001-2002 .....	19
Southeast Asian Naval Combat Ships: 2001-2002.....	20
Southeast Asian Major Naval Combat Ships in Key Powers: 2001-2002 .....	21
Western Naval Combat Ships Affecting the Asian Balance: 2001-2002.....	22

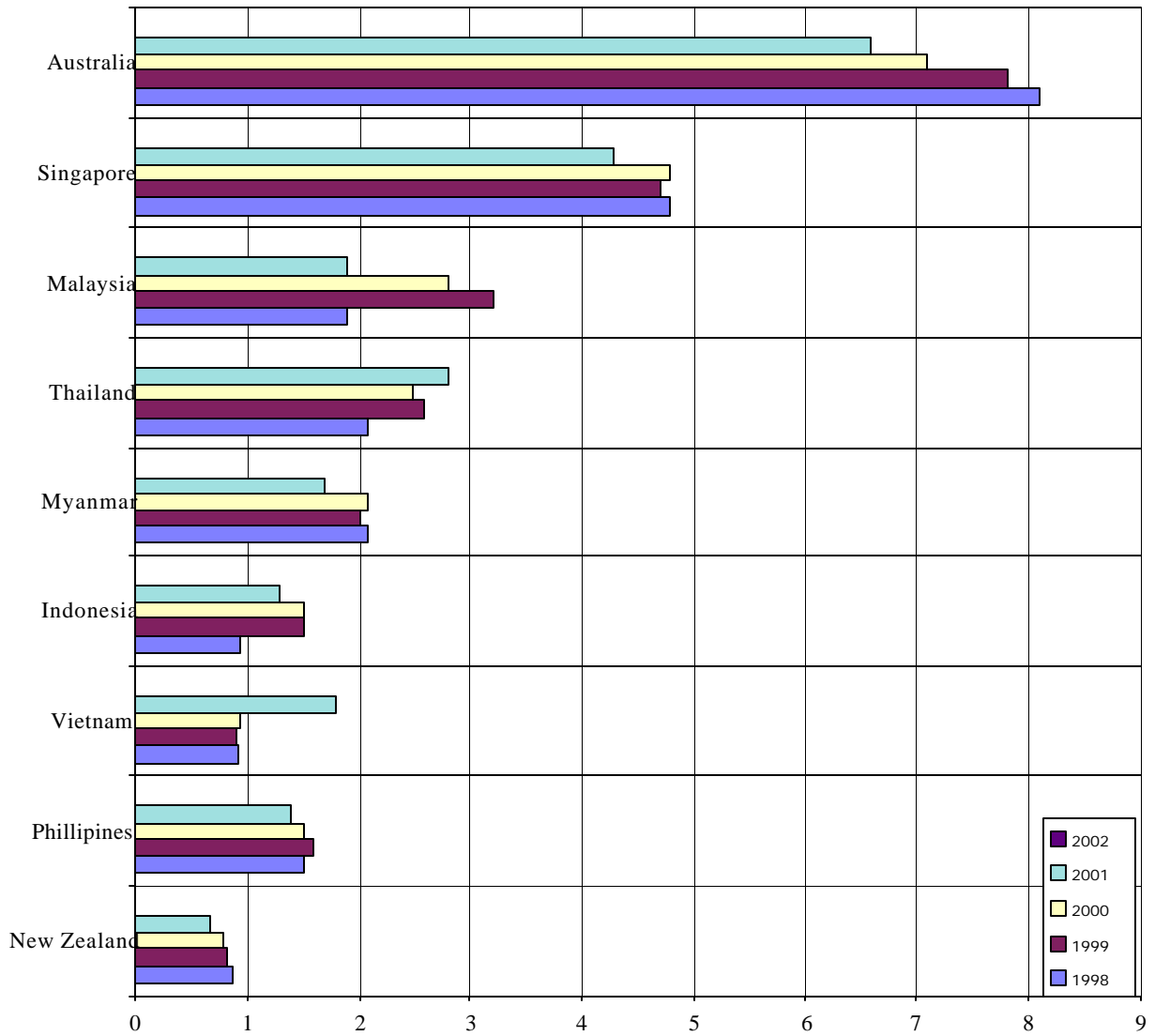
**Southeast Asian Military Expenditures By Selected Nation:  
1987-1997**  
(in \$US 1997 Billions)



	87	88	89	90	91	92	93	94	95	96	97
■ New Zealand	1	1.1	1.1	1	0.9	0.8	0.84	0.71	0.76	0.73	0.77
■ Philippines	1	1.3	1.4	1.4	1.4	1.3	1.5	1.4	1.1	1.3	1.3
■ Malaysia	1.8	1.2	1.4	1.5	2	2	2.1	2.3	2.4	2.2	2.1
■ Vietnam	2.3	3.5	4.9	5.6	4.2	2.8	2.1	2.7	3	3.1	3.4
■ Myanmar	-	-	-	-	2.6	3.4	3.8	3.5	4.5	4	-
■ Indonesia	1.9	1.8	1.8	1.9	2	2	2.1	2.4	4.2	4.3	4.8
■ Singapore	2.1	2.4	2.5	2.8	2.8	3.6	4	3.6	4.4	4.8	5.7
■ Australia	7.6	6.9	6.8	7.1	7.9	8	8.8	9	8.8	8.8	8.5

Adapted by Anthony H. Cordesman from US State Department, Bureau of Arms Control, World Military Expenditures and Arms Transfers, various editions..

**Southeast Asian Military Expenditures By Selected Nation:  
1998-2002**  
(in \$US Current Billions)



	New Zealand	Philippines	Vietnam	Indonesia	Myanmar	Thailand	Malaysia	Singapore	Australia
2002									
2001	0.68	1.4	1.8	1.3	1.7	2.8	1.9	4.3	6.6
2000	0.8	1.5	0.95	1.5	2.1	2.5	2.8	4.8	7.1
1999	0.82	1.6	0.89	1.5	2	2.6	3.2	4.7	7.8
1998	0.88	1.5	0.93	0.95	2.1	2.1	1.9	4.8	8.1

Adapted by Anthony H. Cordesman from various editions of the IISS Military Balance. 2001 and 2002 data are generally budget rather than actual expenditures. Some adjustments made by author.

**Southeast Asian Military Forces in 2001-2002: Part 1**

	<u>Cambodia</u>	<u>Laos</u>	<u>Vietnam</u>	<u>Thailand</u>	<u>Malaysia</u>	<u>Singapore</u>	<u>Indonesia</u>	<u>Philippines</u>
<b>Manpower (1,000s)</b>								
Total Active	140	29.1	484	306	100.5	60.5	297	107
Regular	140	29.1	484	306	100.5	60.5	297	107
National Guard & Other	-	-	-	-	-	-	-	-
Reserve	-	-	3-4000	200	42.8	312.5	400	131
Paramilitary	67	100	40	104	20.1	94	195	44
<b>Strategic Missile Forces (1,000s)</b>								
ICBM	-	-	-	-	-	-	-	-
IRBM	-	-	-	-	-	-	-	-
SSBN/SBLM	-	-	-	-	-	-	-	-
<b>Army and Guard Manpower (1,000s)</b>								
Regular Army Manpower	90	25.6	412	190	80	50	230	67
Reserve (1,000s)	-	-	-	-	40	300	-	100
Total Main Battle Tanks	150	30	1315	333	-	80-100	-	-
Active AIFV/Lt. Tanks	20	25	920	793	26	372	366	125
Total APCs	190	70	1180	970	816	1030	631	370
Self-Propelled Artillery	-	-	30	20	-	-	-	-
Towed Artillery	400	75	2300	560	182	206	285	242
MRLs	28	-	710	-	-	-	-	-
Mortars	-	-	-	1900	300	62	875	40
SSM Launchers	-	-	<i>Scud B/C</i>	-	-	-	-	-
Light SAM Launchers	-	-	SA-7/-16	-	48	75	93	-
AA Guns	-	-	12000	322	60	30	415	-
<b>Air Force Manpower (1,000s)</b>								
Total Combat Aircraft	24	14	189	153	71	150	108	44
Bombers	-	-	-	-	-	-	-	-
Fighter/Attack	-	12	65	48	42	150	84	-
Fighter/Interceptor	19	-	124	36	17	-	12	8
Recce/FGA Recce	10	-	-	3	-	8	12	25
COIN/OCU	-	-	-	-	-	-	-	-
AEW C41/BM/EW	-	-	-	-	-	4	-	-
MR/MPA	-	-	4	-	4	5	3	1
Transport Aircraft	10	14	28	28	32	14	77	35
Tanker Aircraft	-	-	-	-	-	2	2	-
Total Helicopters	16	27	60	42	56	75	42	221
Armed Helicopters	-	-	26	-	-	20	-	97
Major SAM Launchers	-	-	264	-	-	18	-	-
Light SAM Launchers	-	-	500+	-	-	84	-	-
AA Guns	-	-	1000+	-	-	-	-	-

**Southeast Asian Military Forces in 2001-2002: Part 2**

Cambodia Laos Vietnam Thailand Malaysia Singapore Indonesia Philippines

<b>Total Naval Manpower (1,000s)</b>	3	.6	42	68	12.5	4.5	40	24
<b>Major Surface Combatants</b>								
Carriers	-	-	-	1	-	-	-	-
Destroyer-Guided Missile	-	-	-	-	-	-	-	-
Other Destroyer	-	-	-	-	-	-	-	-
Frigate-Guided Missile	-	-	-	8	2	-	10	-
Other Frigate	-	-	6	4	2	-	7	1
Corvettes	-	-	1	5	6	6	16	-
<b>Patrol Craft</b>								
Missile	-	-	12	6	8	6	4	-
Torpedo and Coastal	2	-	10	13	26	12	8	23
Inshore, Riverine	2	16	19	64	1	-	8	34
<b>Submarines</b>								
SLBN	-	-	-	-	-	-	-	-
SSN	-	-	-	-	-	-	-	-
SSG	-	-	-	-	-	-	-	-
SS/SSK	-	-	2	-	-	1	2	-
Mine Vessels	-	-	10	7	4	4	12	-
Amphibious Ships	-	-	6	9	1	5	26	7
Landing Craft	-	-	30	51	115	36	65	39
Support Ships	-	-	30	16	4	3	15	11
<b>Marines (1,000s)</b>	1.5	.6	27	18	-	-	12	7.5
<b>Naval Air</b>	-	-	-	1700	160	-	1000	-
<b>Naval Aircraft</b>								
Bomber	-	-	-	68	-	-	92	7
FGA	-	-	-	-	-	-	-	-
Fighter	-	-	-	9	-	-	-	-
MR/MPA	-	-	-	57*	-	-	48	7
Armed Helicopters	-	-	-	5	9	-	18	-
ASW Helicopters	-	-	-	5	-	-	6	-
SAR Helicopters	-	-	-	24	-	-	-	7
Mine Warfare Helicopters	-	-	-	-	-	-	22	-
Other Helicopters	-	-	-	-	-	-	-	-

\* Includes MR/ATTACK and MR/ASW aircraft

### Southeast Asian Military Forces in 2001-2002: Part 3

	<u>Australia</u>	<u>New Zealand</u>
<b>Manpower (1,000s)</b>		
Total Active	50.7	9.23
Regular	50.7	9.23
National Guard & Other	-	-
Reserve	21.34	5.49
Paramilitary		
<b>Strategic Missile Forces (1,000s)</b>	-	-
ICBM	-	-
IRBM	-	-
SSBN/SBLM	-	-
<b>Army and Guard Manpower (1,000s)</b>	24.15	4.45
Regular Army Manpower	24.15	4.45
Reserve (1,000s)	17.9	4.2
Total Main Battle Tanks	71	-
Active AIFV/Lt. Tanks	111	8
Total APCs	463	56
Self-Propelled Artillery	-	-
Towed Artillery	385	24
MRLs	-	-
Mortars	296	50
SSM Launchers	-	-
Light SAM Launchers	36	12
AA Guns	-	-
<b>Air Force Manpower (1,000s)</b>	14.05	2.8
Total Combat Aircraft	141	40
Bombers	-	-
Fighter/Attack	-	17
Fighter/Interceptor	71	-
Recce/FGA Recce	37	-
COIN/OCU	-	-
AEW C41/BM/EW	-	-
MR/MPA	-	6
Transport Aircraft	61**	7
Tanker Aircraft	-	-
Total Helicopters	-	19
Armed Helicopters	-	-
Major SAM Launchers	-	-
Light SAM Launchers	-	-
AA Guns	-	-

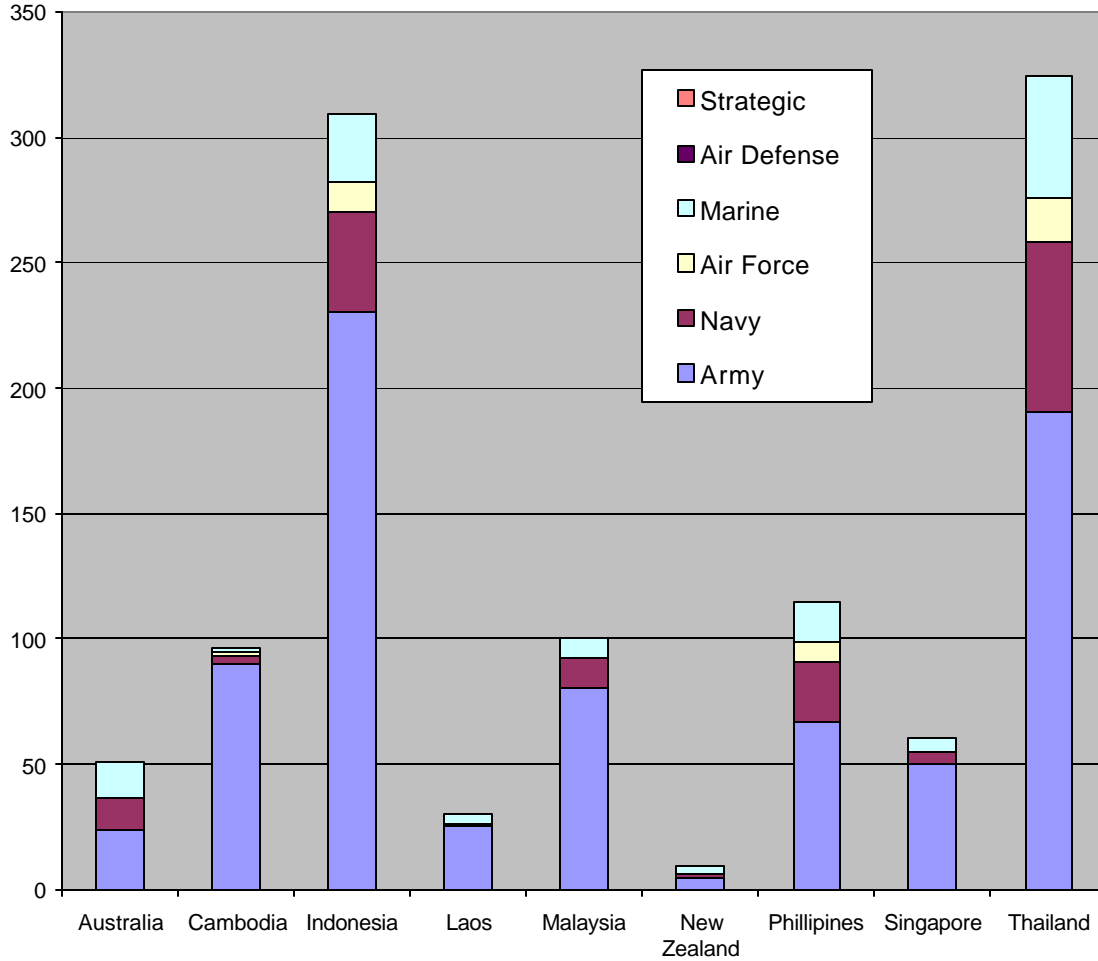
\*\* Includes both TPT and TKR

### Southeast Asian Military Forces in 2001-2002: Part 4

	<u>Australia</u>	<u>New Zealand</u>
<b>Total Naval Manpower (1,000s)</b>	12.5	1.98
<b>Major Surface Combatants</b>		
Carriers	-	-
Destroyer-Guided Missile	1	-
Other Destroyer	-	-
Frigate-Guided Missile	6	-
Other Frigate	3	3
Corvettes	-	-
<b>Patrol Craft</b>		
Missile	-	-
Torpedo and Coastal	15	-
Inshore, Riverine	-	4
<b>Submarines</b>		
SLBN	-	-
SSN	-	-
SSG	-	-
SS/SSK	5	-
Mine Vessels	5	-
Amphibious Ships	4	-
Landing Craft	9	-
Support Ships	13	7
<b>Marines (1,000s)</b>	-	-
<b>Naval Air</b>	990	-
<b>Naval Aircraft</b>		
Bomber	-	-
FGA	-	-
Fighter	-	-
MR/MPA	-	-
Armed Helicopters	16	3
ASW Helicopters	16	-
SAR Helicopters	7	-
Mine Warfare Helicopters	-	-
Other Helicopters	9	-

Source: Based primarily on material in the IISS Military Balance, 2001-2002, plus data drawn from USPACOM sources and US experts. Some data estimated or corrected by the author.

**Southeast Asian Military Manpower in Key Powers: 2001-2002**  
(In 1000s)

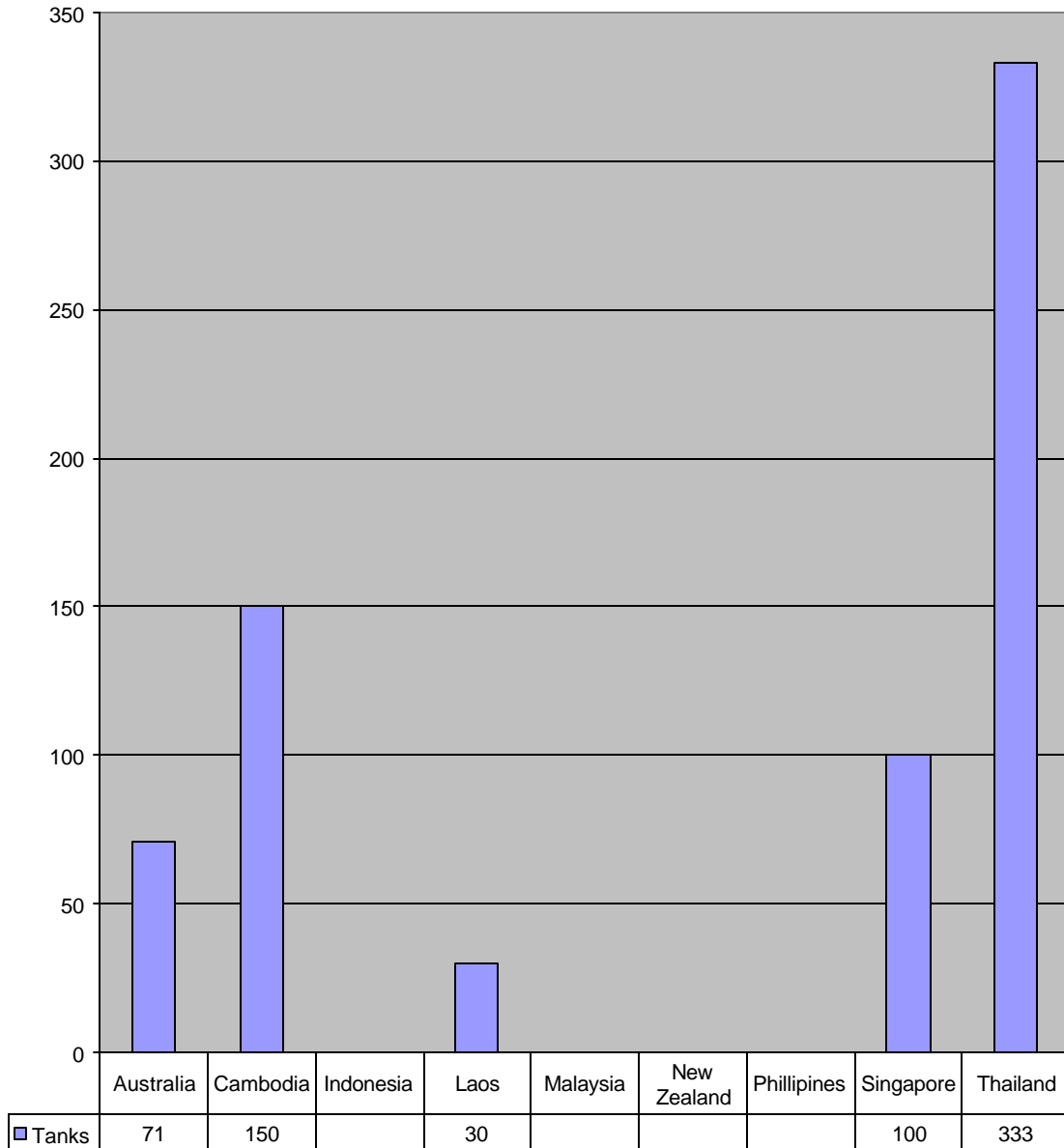


	Army	Navy	Marine	Air Force	Air Defense	Strategic
Australia	24.15	12.5		14.05		
Cambodia	90	3	1.5	2		
Indonesia	230	40	12	27		
Laos	25.6		0.6	3.5		
Malaysia	80	12.5		8		
New Zealand	4.45	1.98		2.8		
Philippines	67	24	7.5	16		
Singapore	50	4.5		6		
Thailand	190	68	18	48		

Source: Based primarily on material in the IISS Military Balance, 2001-2002, plus data drawn from USPACOM sources and US experts. Some data estimated or corrected by the author.

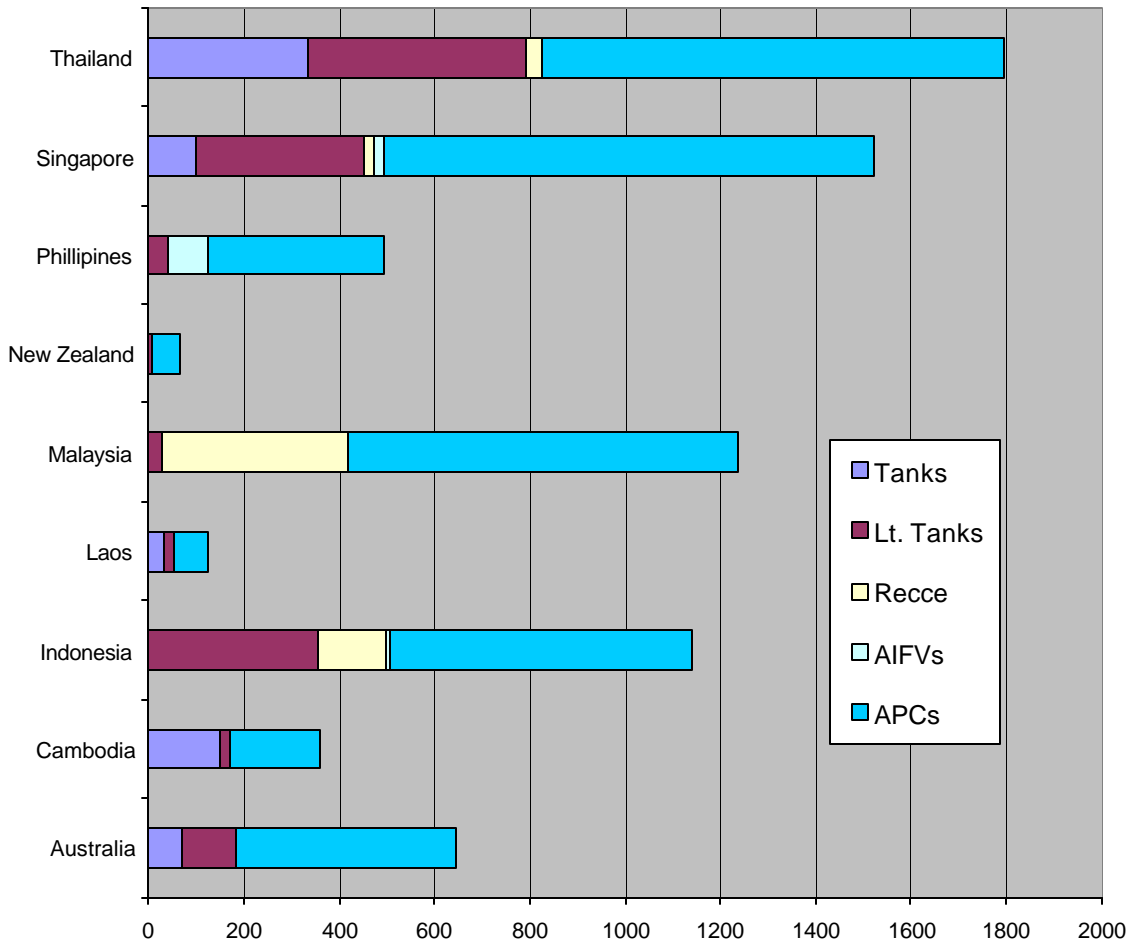


**Southeast Asian Main Battle Tanks: 2001-2002**  
(Number in Active Service)



Source: Based primarily on material in the IISS Military Balance, 2001-2002, plus data drawn from USPACOM sources and US experts. Some data estimated or corrected by the author.

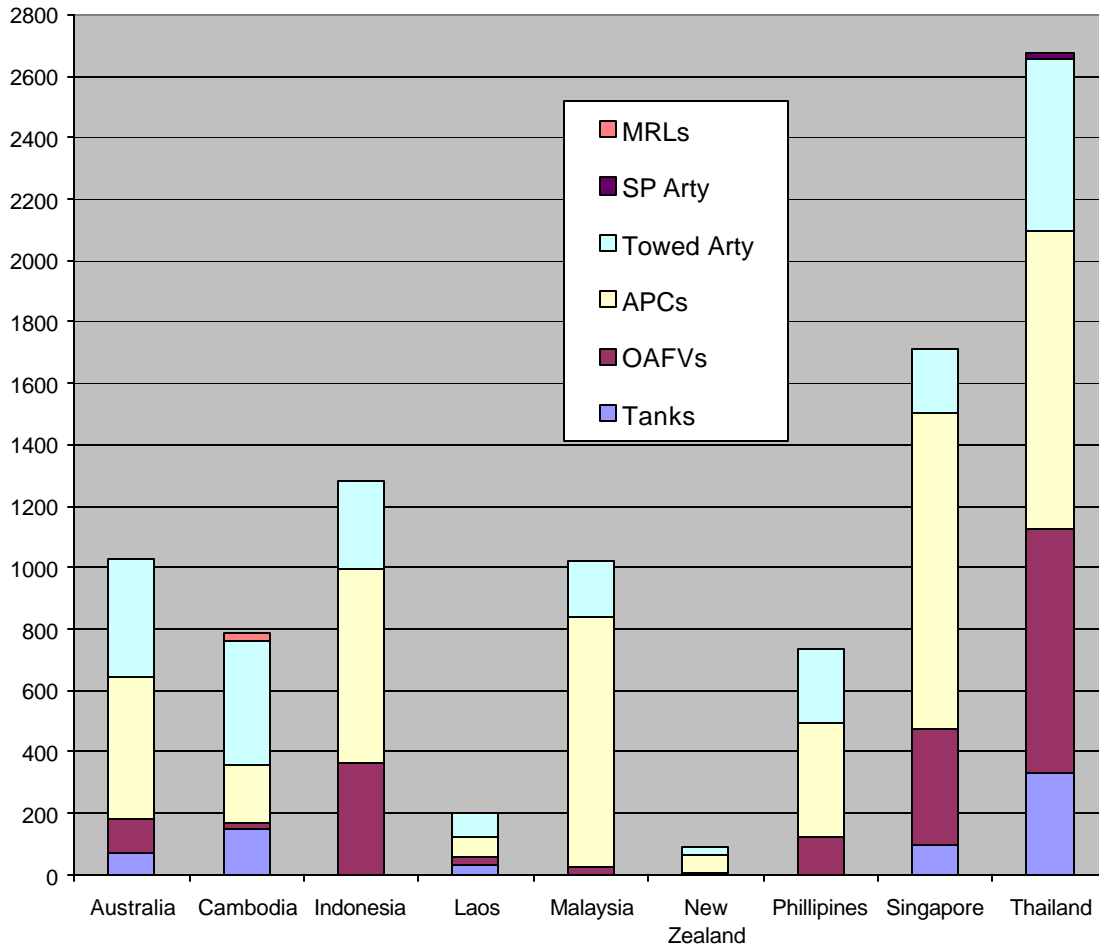
**Southeast Asian Armored Fighting Vehicles: 2001-2002**  
(Number of Tanks, OAFVs, APCs, Recce in Active Service)



	Tanks	Lt. Tanks	Recce	AIFVs	APCs
Australia	71	111			463
Cambodia	150	20			190
Indonesia		355	142	11	631
Laos	30	25			70
Malaysia		26	394		816
New Zealand		8			56
Philippines		40		85	370
Singapore	100	350	22	22	1030
Thailand	333	460	32		970

Source: Based primarily on material in the IISS Military Balance, 2001-2002, plus data drawn from USPACOM sources and US experts. Some data estimated or corrected by the author.

**Southeast Asian Artillery Weapons in Key Powers: 2001-2002**  
(Number in Active Service)



	Tanks	OAFVs	APCs	Towed Arty	SP Arty	MRLs
Australia	71	111	463	385		
Cambodia	150	20	190	400		28
Indonesia		366	631	285		
Laos	30	25	70	75		
Malaysia		26	816	182		
New Zealand		8	56	24		
Philippines		125	370	242		
Singapore	100	372	1030	206		
Thailand	333	793	970	560	20	

Source: Based primarily on material in the IISS Military Balance, 2001-2002, plus data drawn from USPACOM sources and US experts. Some data estimated or corrected by the author.

### Southeast Asian Artillery Strength: 2001-2002 (Number in Active Service)

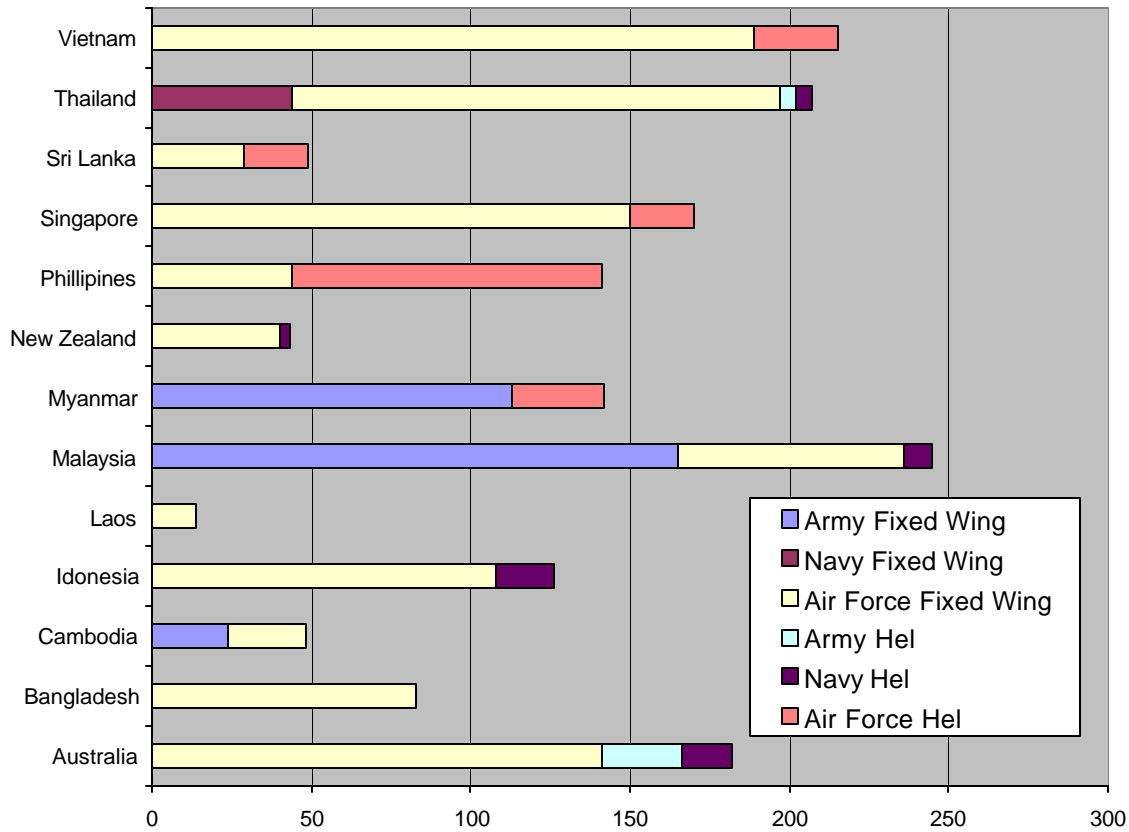


	Australia	Cambodia	Indonesia	Laos	Malaysia	New Zealand	Philippines	Singapore	Thailand
Assault Guns									
Multiple Rocket Launcher		28							
Towed	385	400	285	75	182	24	242	206	560
Self Propelled									20

Source: Based primarily on material in the IISS Military Balance, 2001-2002, plus data drawn from USPACOM sources and US experts. Some data estimated or corrected by the author.



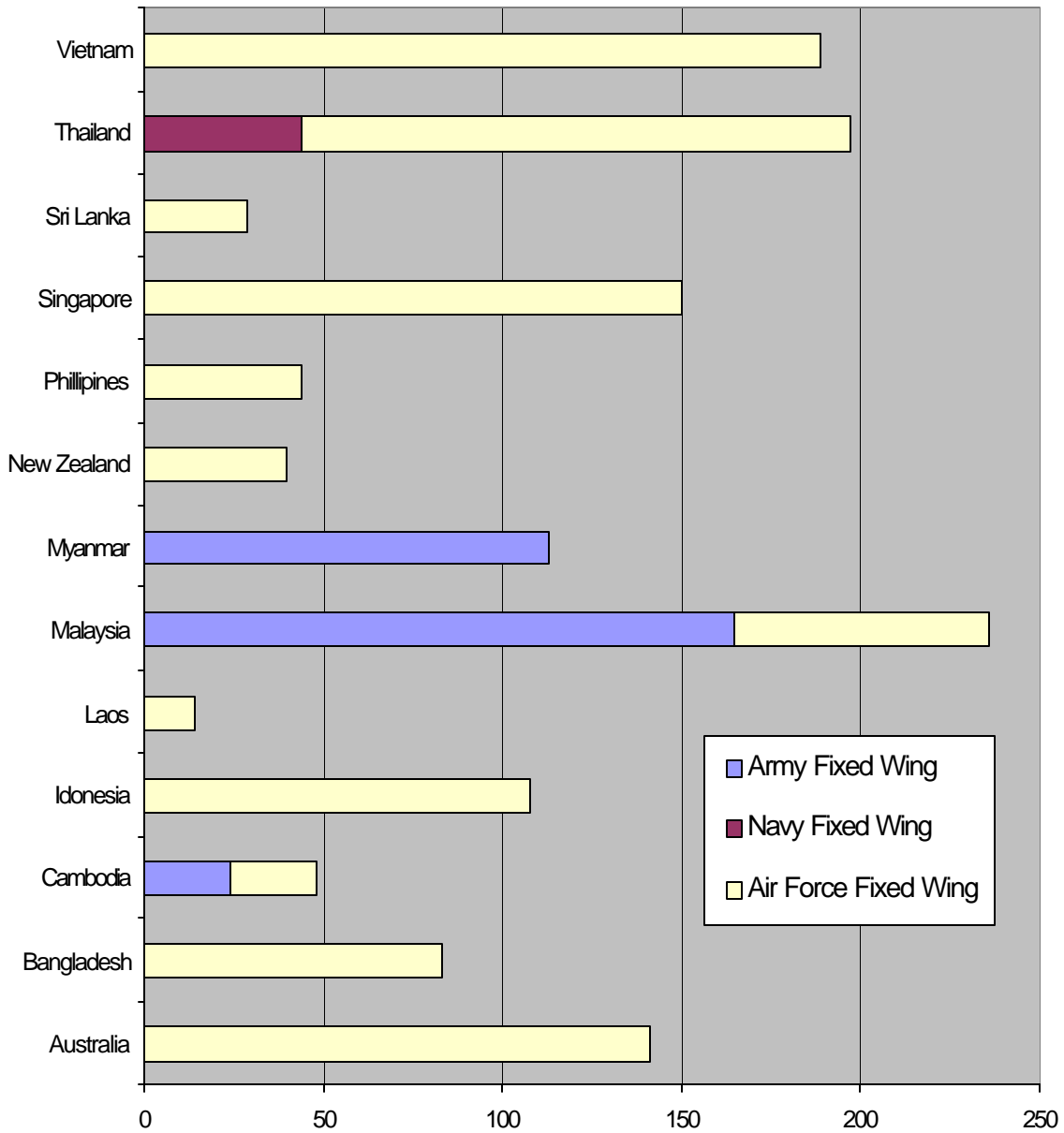
**Southeast Asian Fixed And Rotary Wing Combat Aircraft: 2001-2002**  
(Number in Active Service)



	Army Fixed Wing	Navy Fixed Wing	Air Force Fixed Wing	Army Hel	Navy Hel	Air Force Hel
Australia			141	25	16	
Bangladesh			83			
Cambodia	24		24			
Indonesia			108		18	
Laos			14			
Malaysia	165		71		9	
Myanmar	113					29
New Zealand			40		3	
Philippines			44			97
Singapore			150			20
Sri Lanka			29			20
Thailand		44	153	5	5	
Vietnam			189			26

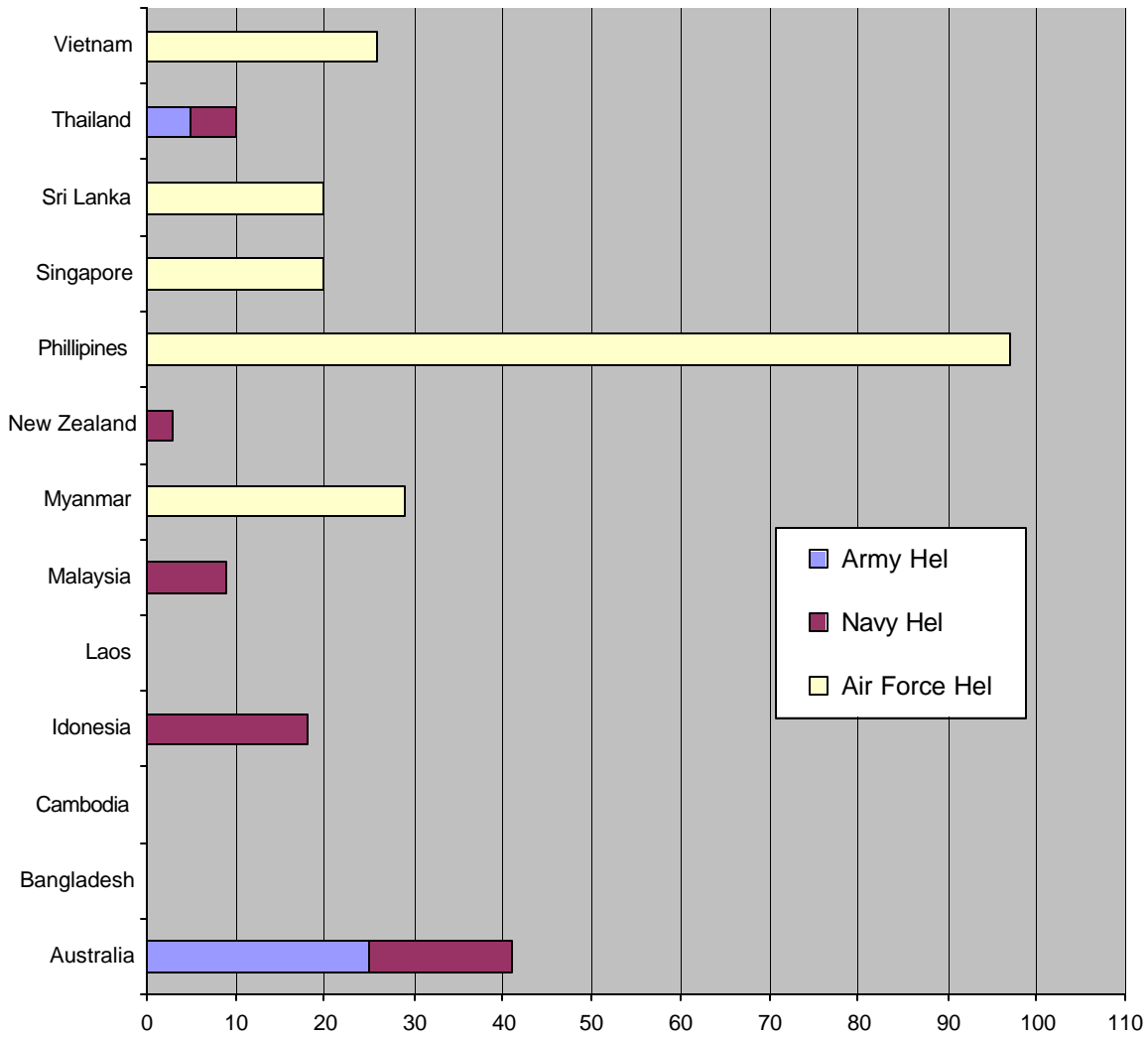
Source: Based primarily on material in the IISS Military Balance, 2001-2002, plus data drawn from USPACOM sources and US experts. Some data estimated or corrected by the author.

**Southeast Asian Fixed Wing Combat Aircraft: 2001-2002**  
 (Number in Active Service)



Source: Based primarily on material in the IISS Military Balance, 2001-2002, plus data drawn from USPACOM sources and US experts. Some data estimated or corrected by the author.

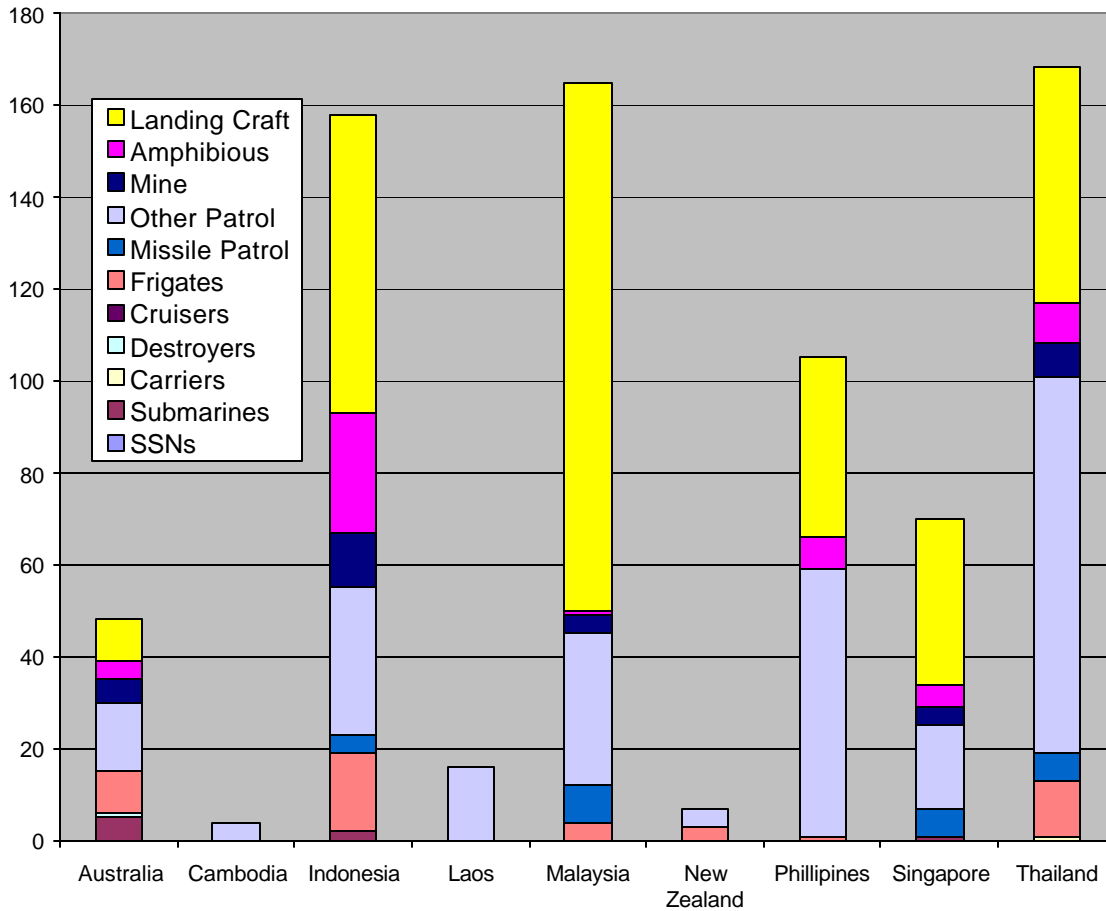
### Southeast Asian Rotary Wing Combat Aircraft: 2001-2002 (Number in Active Service)



	Australia	Bangladesh	Cambodia	Indonesia	Laos	Malaysia	Myanmar	New Zealand	Philippines	Singapore	Sri Lanka	Thailand	Vietnam
Air Force Hel				18		9	29	3	97	20	20	5	26
Navy Hel	16											5	
Army Hel	25											5	

Source: Based primarily on material in the IISS Military Balance, 2001-2002, plus data drawn from USPACOM sources and US experts. Some data estimated or corrected by the author.

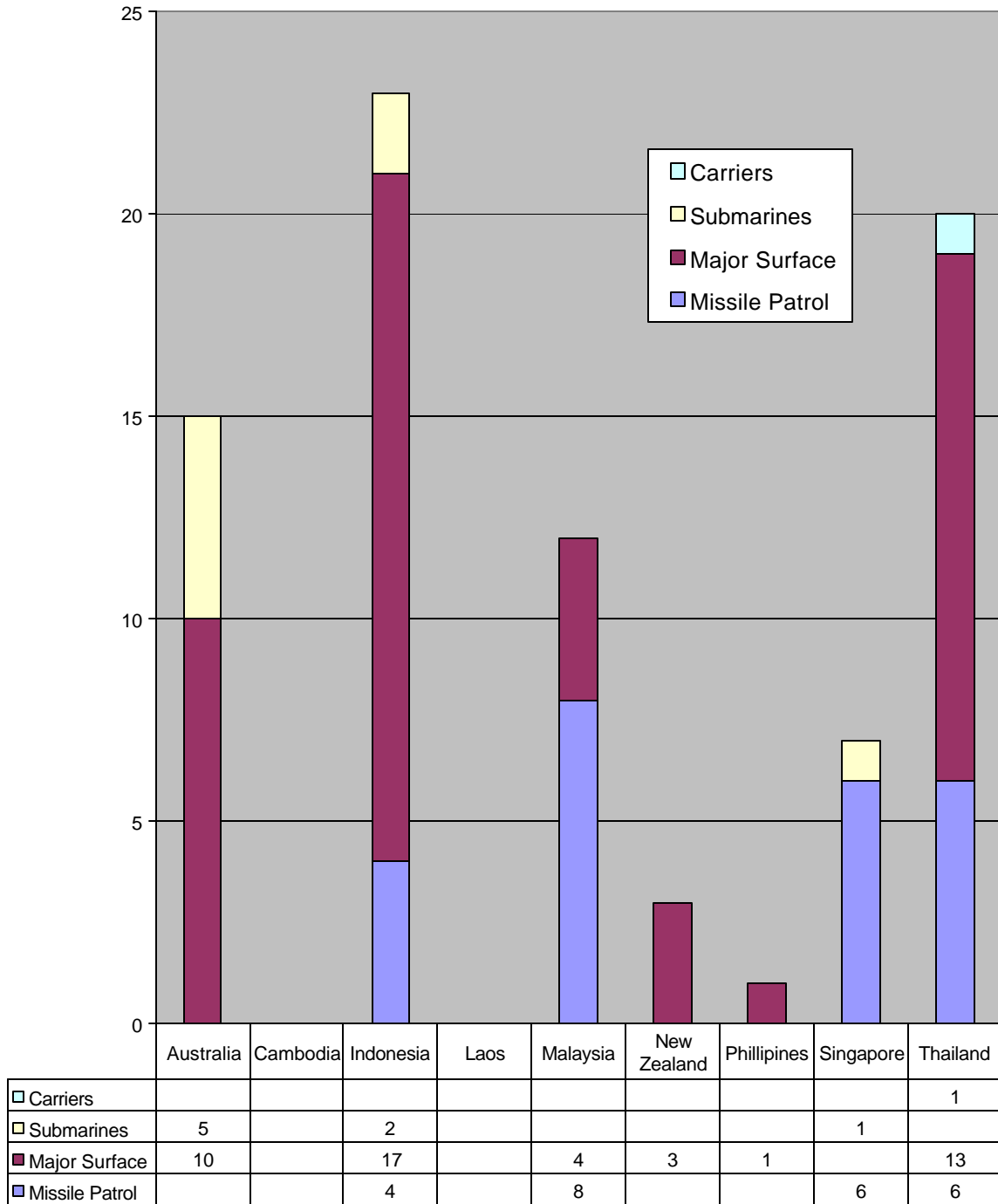
### Southeast Asian Naval Combat Ships: 2001-2002 (Number in Active Service)



	Australia	Cambodia	Indonesia	Laos	Malaysia	New Zealand	Philippines	Singapore	Thailand
SSNs									
Submarines	5		2					1	
Carriers									1
Destroyers	1								
Cruisers									
Frigates	9		17		4	3	1		12
Missile Patrol			4		8			6	6
Other Patrol	15	4	32	16	33	4	58	18	82
Mine	5		12		4			4	7
Amphibious	4		26		1		7	5	9
Landing Craft	9		65		115		39	36	51

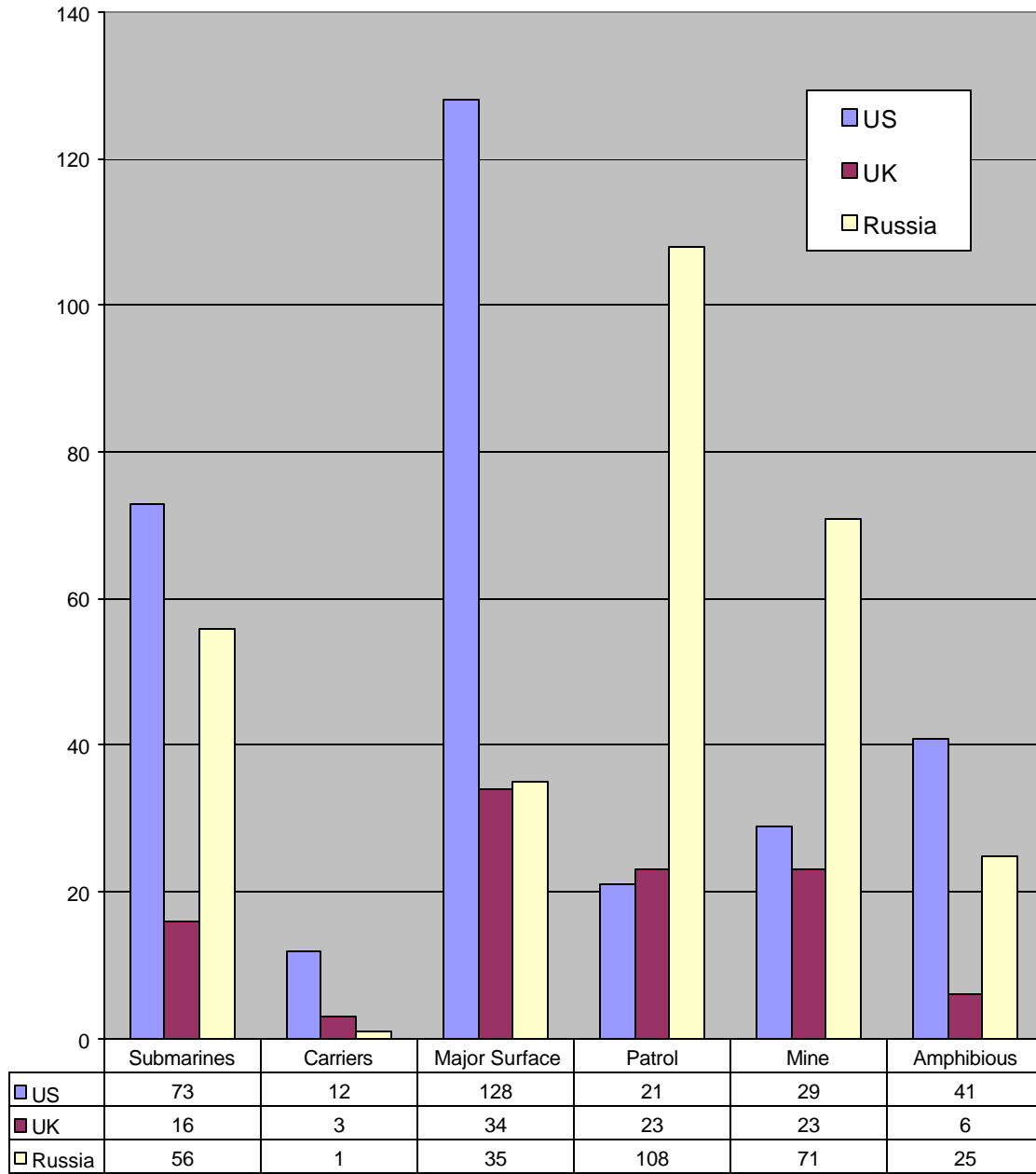
Source: Based primarily on material in the IISS Military Balance, 2001-2002, plus data drawn from USPACOM sources and US experts. Some data estimated or corrected by the author.

**Southeast Asian Major Naval Combat Ships in Key Powers: 2001-2002**  
(Number in Active Service)



Source: Based primarily on material in the IISS Military Balance, 2001-2002, plus data drawn from USPACOM sources and US experts. Some data estimated or corrected by the author.

**Western Naval Combat Ships Affecting the Asian Balance: 2001-2002**



Source: Based primarily on material in the IISS Military Balance, 2001-2002, plus data drawn from USPACOM sources and US experts. Some data estimated or corrected by the author.

